

Wittmann

Turn Scrap into Savings, Right on the Production Floor

Granulators



world of innovation

Because Sprues Are a Valuable Raw Material

WITTMANN granulators

Reduce - Recycle - Reuse

For injection molded parts, the raw material counts for almost 80% of the product costs. Stop material waste and contribute to the circular economy. In-line recycling production scrap contributes to cost savings and replacing virgin resin.

Sprues are not a waste, it is a resource.

Keep the material "in the loop" rather than sending it to the landfill.


Internal reground materials are free of contaminants and cross-contamination with other materials.

Start-up and production scrap can often be reused directly.

Up to 25% of ground material is possible in many applications.

Recycling your production scrap to maximize profit in-house and contributes to resource conservation with WITTMANN's granulators.





The result is lower unit costs and a smaller product carbon footprint.

The investment in a WITTMANN granulator often pays off within a few months.

Wittmann

Blade Granulators

G-Max

Robust technology in a small space

The compact blade granulator G-Max fits next to any injection molding machine. An automatic reject feed with sprue picker or robot is standard at WITTMANN. In a closed system, the ground material is returned to the injection molding machine.

All soft to medium-hard plastics can be ground: PP, PE, ABS, PU, PC, and many more.

Metered feeding via sprue-picker/conveyor and bulky wastes are made efficient by optimal feeding hopper clearance.

The tiltable hopper allows for quick screen changes and simplifies cleaning - no tools are required for this.

For higher grinding performance and increased efficiency

The powerful rotor (200 rpm @ 50 Hz) reduces the number of unnecessary cutting repetitions.

Cleaner regrind and optimal throughput are achieved as particles pass through an optimized rotor and screen.

Significantly higher output with the same energy input is made possible by the massive flywheel, which maximizes the rotor's inertia.



G-Max 13



G-Max XL

Belt drive with automatic tensioning system

The granulators operate maintenance-free and achieve long operating times. Eliminates the constant need for re-tensioning the belt to prevent slipping and rotor stalling.

Quiet in operation

The feeding hopper is soundproofed, which allows the G-Max granulators to be set up anywhere in the operation.



The Highlights

Seamless integration into your production line

Whether you're working beside the press with a sprue picker or robot, under a conveyor belt, or next to an injection molding machine, there's a hopper design to fit:

Standard hopper for beside-the-press applications.

Mid-height hopper for placement under a conveyor or drum separator.

Low-profile hopper on the G-Max 9 for direct positioning under a slide chute next to an injection molding machine.

Faster processing with concentrated cutting power

The staggered rotor design accelerates material processing by focusing the total granulation energy on one knife at a time. This results in powerful, efficient cutting and improved throughput.

Efficient granulation of warm materials

The G-Max 13 features a 3-blade open rotor that excels at granulating materials still warm from processing. Airflow within the cutting chamber and open spaces between the rotating knives and the shaft center enhance cooling and cutting efficiency.

Enhanced performance with hybrid rotor design

The G-Max 23 and G-Max 33 models build on the benefits of the G-Max 13 by incorporating a hybrid staggered and open rotor design. With six blades for the G-Max 23 and nine for the G-Max 33, these models deliver even greater cutting efficiency and adaptability.



Screenless Granulators

S-Max

Efficient, low-maintenance granulation for demanding materials

Optimized for engineered resins and reinforced plastics
Low-speed operation (27 rpm @ 50 Hz) ensures effective grinding of styrenics, acrylics, and glass-fiber-reinforced materials.

High torque, low wear
Reduced cutting tool wear minimizes maintenance needs and extends tool life.

Quiet and energy-efficient
Low sound levels and minimal energy consumption make these granulators ideal for modern production environments.

Compact, clean and customizable for flexible integration

Space-saving design
S-Max models fit easily into tight spaces and accommodate various robot or conveyor feed systems.

Clean and visible operation
Stainless steel regrind bin for easy cleaning and a viewing window for monitoring the cutting chamber.

Soundproofed feeding hopper
Dual-layer stainless steel construction with sound-dampening material.



Equipped with two rotors in the cutting chamber for large sprues and parts, the **S-Max Dual** is typically used offline, located away from the process. Material is fed into the granulator by a conveyor belt or by dumping the content of a box directly into the feed hopper of the granulator.



The Highlights

Minimizing maintenance

The screenless design allows difficult, hard to grind material, to pass effortlessly through the granulator, minimizing maintenance and downtime. Cutting tools provide exceptional durability and longevity. Slow rotation speed that provides dust-free regrind with long blade life.

Consistent size of regrind

With fewer fines that melt more uniformly and flow more consistently into the process, moving easily through material handling systems and molding with fewer rejects, productivity is enhanced.

Energy savings

The staggered rotor design accelerates material processing by focusing the total granulation energy on one cutter at a time. This results in powerful, efficient cutting and improved throughput.

Efficient Granulation

Low-speed cuts energy costs using lower motor output compared to conventional granulators.

Silent mode


Due to low-speed technology (27 rpm @ 50 Hz), the progressive cutting action of the rotor coupled with the soundproofing of the hopper, reach noise levels below 80 dB.

Maintenance-free operation

Screenless technology is even less maintenance and no screen to wear out and replace.

Easy cleaning

Thanks to the wide-opening cutting chamber, the granulator can be cleaned quickly and easily, enabling fast material changes.



OPTIONAL FEATURES FOR ENHANCED PERFORMANCE

Automatic Reversing System
ARS prevents rotor jams during tough granulation tasks.

Auxiliary Feed Shaft
Force-feed system for large or nested sprues and bridging prevention.

Magnet Unit
Helps block metallic particles from entering the cutting chamber.

Economic and Efficient

S-Max primus

S-Max primus granulators are engineered to deliver exceptional value, drawing on WITTMANN's extensive experience in beside-the-press granulator design. The choice of options is limited in order to ensure the lowest manufacturing cost and fast availability.

Built for cost-efficiency for beside-the-press applications at clamping forces up to 400 t.

The screenless design allows difficult, hard to grind material to pass effortlessly through the granulator, minimizing maintenance and downtime.

Cutting tools provide exceptional durability and longevity.

Screenless granulators are designed to grind hard, thick, brittle injection molding runners for closed-loop recycling.

Slow rotation speed that provides dust-free regrind with long cutter life.

The low speed decreases noise and fly back during operation and provides a better quality, consistent regrind.



S-Max 2 primus

Under-the-Press Granulators

Minor 2A – MAS 2A


The auger is positioned directly beneath the mold to enable in-line recycling of sprues and runners. This setup is especially convenient for 3-plate mold applications, where parts and sprues separate, allowing easy collection of sprues directly below the mold. Scrap is gravity-fed directly from the processing machine, requiring no conveying or manual handling.

Low profile and compact design fits under most presses.

A multi-position swivel outlet pipe makes easier connection to the flexible hose of the hopper loader.

Regular feeding of sprues/runners inside the cutting chamber due to a pre-cutting knife on the auger tube which pre-empts wrap-arounds and screw jams.

Open rotor on MAS 2A allows for higher airflow through the cutting chamber for more efficient processing of hot runners and scrap.



MAS 2A

The MAS 2A is a conventional blade granulator for processing soft to medium hard materials PE, PP, ABS etc.

Minor 2A

Screenless model Minor 2A is a low speed (27 rpm @ 50 Hz) granulator for the grinding of glass-filled plastics.

Technical Specifications

Blade Granulators

Model	Cutting chamber mm	Moving blades	Motor output kW	Height mm	Width mm	Length mm	Throughput ¹ kg/h
G-Max 9	130 × 260	3 × 3	2.2	1,160	510	695	20
G-Max 9 (medium hopper)	130 × 260	3 × 3	2.2	890	510	695	20
G-Max 9 (low hopper)	130 × 260	3 × 3	2.2	645	510	695	20
G-Max 13	247 × 284	3	3	1,310	625	715	35
G-Max 13 (medium hopper)	247 × 284	3	3	995	625	715	35
G-Max 23	310 × 235	3 × 2	3	1,370	650	685	40
G-Max 33	460 × 235	3 × 3	4	1,370	800	685	50
G-Max XL	300 × 300	3	5.5	1,930	820	1,150	100

Screenless Granulators

Model	Cutting chamber mm	Cutter	Motor output kW	Height mm	Width mm	Length mm	Throughput ¹ kg/h
S-Max 1	240 × 160	1	0.75	1,160	670	595	5
S-Max 1 (medium hopper)	240 × 160	1	0.75	995	460	595	5
S-Max 2	240 × 249	2	1.1	1,265	665	675	10
S-Max 2 (medium hopper)	240 × 249	2	1.1	1,011	425	675	10
S-Max 2 primus	240 × 249	2	0.75	1,335	690	695	8
S-Max 2 plus	240 × 346	2	1.5	1,385	660	775	15
S-Max 3	240 × 467	3	2.2	1,385	660	900	25
S-Max 3 (with aux. shaft)	240 × 467	3	2.2	1,620	625	1,250	25
S-Max 3 primus	240 × 400	3	1.5	1,400	690	850	20
S-Max Dual 4	530 × 346	2 × 2	2 × 2.2	1,820	680	920	30
S-Max Dual 4 (with aux. shaft)	530 × 346	2 × 2	2 × 2.2	1,820	680	1,090	30
S-Max Dual 6	530 × 467	2 × 3	2 × 2.2	1,840	695	1,040	40
S-Max Dual 6 (with aux. shaft)	530 × 467	2 × 3	2 × 2.2	1,840	740	1,200	40
S-Max Dual 8	530 × 588	2 × 4	2 × 3	1,840	695	1,160	50
S-Max Dual 8 (with aux. shaft)	530 × 588	2 × 4	2 × 3	1,840	740	1,330	50

Under-the-Press Granulators

Model	Cutting chamber mm	Moving blades	Motor output kW	Height mm	Width mm	Length mm	Throughput ¹ kg/h
MAS 2A	250 × 255	3	4 + 1.1	600	620	1,550	30
MAS 2A (low frame)	250 × 255	3	4 + 1.1	522	620	1,550	30
Minor 2A	240 × 250	2	2 × 1.1	595	825	1,805	9

¹ The throughput is a guideline and depends on the material, geometry of runners/parts, motor, regrind size etc.

» We develop **technologies that meet the demands of today and tomorrow**, saving materials and energy while protecting the climate. Across the entire injection molding process, from material handling to in-line recycling.

We live molding. «

(Dr. Werner Wittmann)



WITTMANN Technology GmbH

Lichtblaustrasse 10
1220 Vienna | Austria
T +43 1 25039-0
info.at@wittmann-group.com



 **YouTube**
WittmannGroupTV



wittmann-group.com

world of innovation